

Online Profile Intake Form



We look forward to helping you with your online profile!

Your online presence gives expectant parents a glimpse into your life. The following form will take you through the process of compiling the information we need to set up your [online profile](#). We are always available to answer any questions you have—just shoot us an email at adopt@ourchosenchild.com and we'll be in touch shortly.

THE COST FOR YOUR ONLINE PROFILE IS \$400.

[VIEW A SAMPLE ONLINE PROFILE](#)

To complete this form

To complete this form you must open the form using Adobe Reader. You will NOT be able to type into this form and save the information if viewing the PDF in your browser.

*To download or update your Adobe Reader for free, go to:
GET.ADOBE.COM/READER*

GETTING STARTED

What You'll Need

- ✓ Opening/Intro section text (with cover photo)
- ✓ About Us text (with photo)
- ✓ Home section text (with photo)
- ✓ Fun Facts (with photo)
- ✓ Favorite Quote or Bible verse
- ✓ The PDF of your adoption profile book
- ✓ Photo gallery and/or slideshow
- ✓ Closing section text (with photo)



Dropbox information + how to save

We will use Dropbox to share photos and content. If we have not shared a dropbox folder with you please email us at adopt@ourchosenchild.com and we will do that right away.

We suggest you save this form periodically as you are filling it out. To do so, click FILE > SAVE AS. Please type your last name in the box and click save

STEP 1

The Basics

CONTACT INFORMATION

This information will not be on your online profile, it's for communication purposes only

Your Name(s):

Phone Number:

Email:

Home Address:

City, State, and Zip:

STEP 2

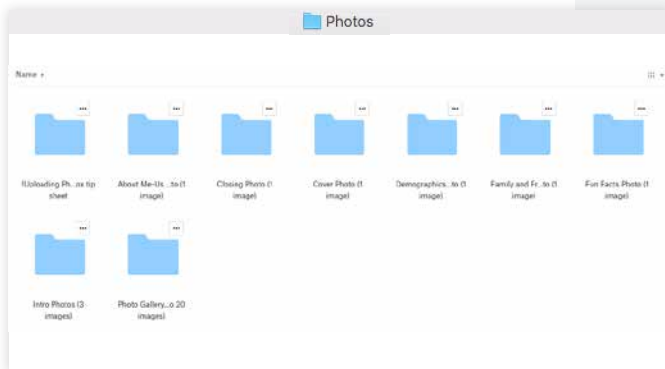
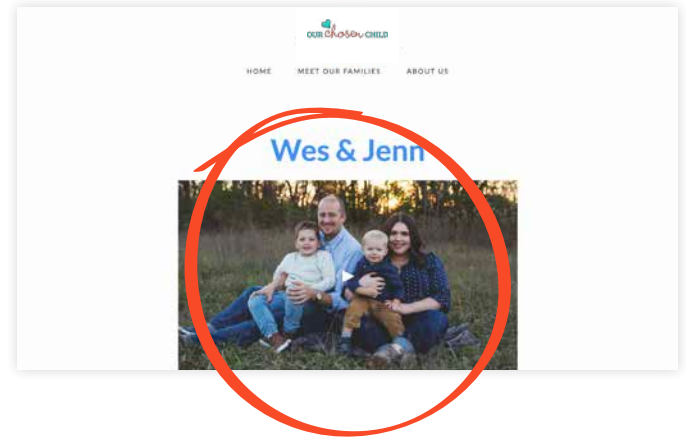
Your Content

Your cover photo

Your cover photo will be the featured image on your online profile. Most people use this photo for their adoption profile book cover photo as well.

A NOTE ABOUT SELFIES

We suggest avoiding selfies for the cover photo. Selfies can distort perspective and often aren't high quality images.



How to save your images

*In our shared Dropbox folder, you will find a folder labeled **PHOTOS** inside. Within that folder, you will see more labeled folders, named and image count indicated. This is where you will upload your pictures.*

*For example, your cover photo will go in the **PHOTOS > COVER PHOTO (1 IMAGE)** folder.*

Opening text

The opening letter found in your profile book can be used here if you'd like. Or, if you'd like to write something new, that's ok too! Please add a title for this section.

(6-10 sentences is ideal)

Title for Opening Text

Please keep this brief, under 10 words

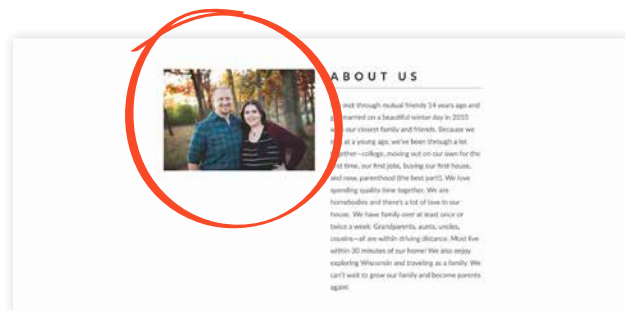
Example: Hello! We are Wesley and Jennifer

Opening Text



About us/me photo

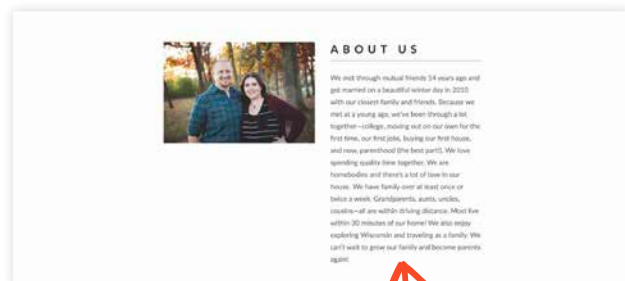
Your about us/me photo will be next to your about us/me text.




About us/me text

Write a brief overview of your life! It's nice to write about how you met your spouse (if applicable), your favorite hobbies, your interests, your children (if applicable) and things you enjoy doing!

(Please keep it under 10 sentences)



About Us/Me Text



Favorite quote or verse

If you'd like, you can feature a favorite quote or verse to your online profile.

"Somewhere, something incredible is waiting to be known."

- CARL SAGAN

Favorite Quote or Verse Text

Photo gallery

If you'd like, you're welcome to add a photo gallery to your online profile. Please share a maximum of 20 photos to be included in your gallery.

PHOTO GALLERY TIPS

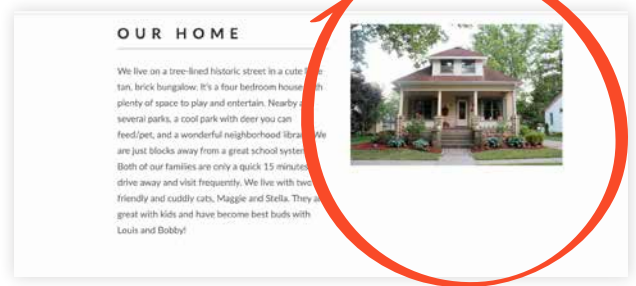
- Avoid photos with alcoholic beverages
- Images should show a variety of settings and activities
- Photos should show warm, genuine smiles
- Avoid dark, fuzzy, or out-of-focus pictures
- Photos should be recent (within the past 2 years)
- Please keep selfies to a minimum

JENN & WES'S PHOTO GALLERY



Home and/or family photo

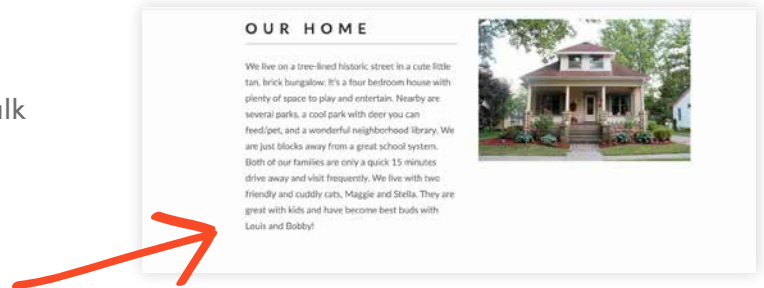
Your home and/or family photo will be next to your family and friends text.



Home and/or family text

Please describe your home and family life here. Talk about your family traditions, the pets that live with you, and/or your extended family and friends.

(6-10 sentences is ideal)

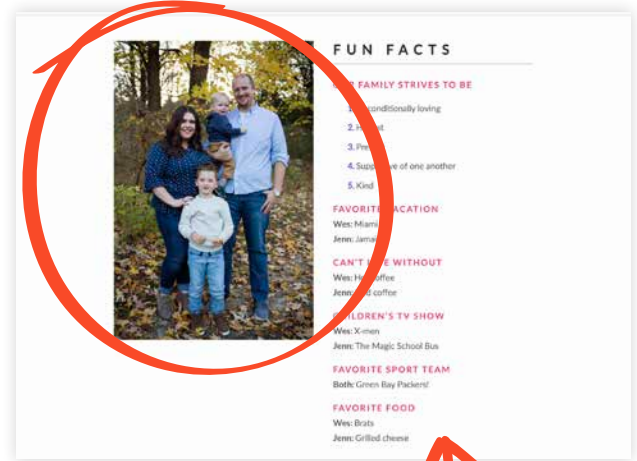


Home And/Or Family Text

A large, empty light gray rectangular area intended for the user to write their home and family text.

Fun facts photo

Your fun facts photo will be next to your fun facts text.



Fun facts selections

Please choose 2 fun fact categories below and fill out your answers below. Please limit your responses to 7 choices per category.

FUN FACT CATEGORIES

- Things that make me/us happy
- Things I/we will teach your child
- My/Our family strives to be...
- Favorite traditions
- Favorite things (movie, TV show, sport, animal, holiday, music group, vacation place)
- Choose your own fun facts (i.e. favorite books, favorite vacation spots)
- Our friends would describe us as...

Fun Fact Category - 1st Choice


Fun Fact Category - 2nd Choice

Fun Fact Answers - 1st Choice

Fun Fact Answers - 2nd Choice

Closing photo

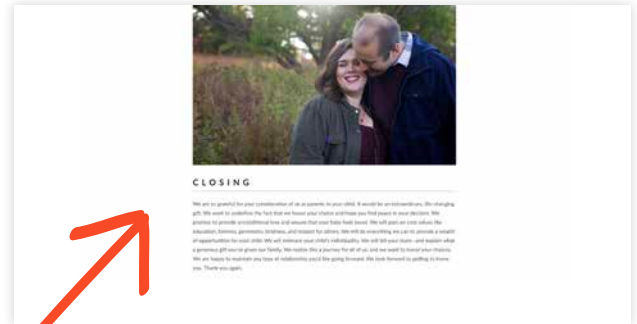
Your closing photo will be next to your closing text.



Closing text

Your closing message is your last chance to reach out to expectant parents and thank them for getting to know you. You may use thoughts from your closing statement used in your adoption profile book, your thoughts on parenting section, or you can come up with something new!

(3-5 sentences is ideal)



Closing Text

A large, empty gray rectangular area intended for the user to write their closing text.

STEP 5

Your Adoption Profile Book

Your adoption profile book

Your online profile will include a button with a link to your full adoption profile book.

If Our Chosen Child is making/made your booklet, you can skip this step. We will take care of this for you!

If you have your own adoption profile book, please place the PDF in our shared Dropbox folder labeled **ADOPTION PROFILE BOOK**.

If you created your booklet on Shutterfly, Mixbook, or a similar website, please email their customer support and request a PDF of your adoption profile book. They should send you the file you need.

Don't have an adoption profile book? You can skip this step and we will remove the "View Our/ My Adoption Profile Book" button from you online profile.



Learn more about having Our Chosen Child create your adoption profile book and view samples

[View Samples & Learn More](#)



OPTIONAL ADD-ON

Custom Adoption Video

THE COST FOR A CUSTOM ADOPTION VIDEO IS \$425

Video is a great way to share personality and style with an expectant parent in a way that flat photos and a printed book just can't. We will use the content from your online profile to create your video. That means that you don't have to worry about writing new text (yay!).

All we need from you are 5-15 short video clips to add to your video, up to 10 additional photos, and your color and music preferences. It's that easy!

Take a look at a finished adoption video to see what we're making



[CLICK TO VIEW A VIDEO SAMPLE](#)

Are you interested in creating an (optional) adoption video for \$425?

No, I do not want to create an adoption video

Yes, I want to create an adoption video (which is not required) for a \$425 fee. (We'll follow up with an invoice)

Video color preferences

Pick one color choice from the following options to be used on your adoption video.

NOTE ABOUT VIDEO COLORS

The colors will not match the examples exactly, the colors used in your video will be within that color group

Check One Color Option

- | | | | | | |
|--------------------------|---------------|--------------------------|---------------|--------------------------|---------------------|
| <input type="checkbox"/> | BOLD | <input type="checkbox"/> | EARTHY | <input type="checkbox"/> | LIGHT |
| <input type="checkbox"/> | BRIGHT | <input type="checkbox"/> | JEWEL | <input type="checkbox"/> | SURPRISE ME! |

Video music preferences


Pick one music genre from these options to be used on your adoption video.

NOTE ABOUT MUSIC

All background music will be instrumental only with no lyrics

Check One Music Option

- | | |
|-----------------------------------|-------------------------------------|
| <input type="checkbox"/> Acoustic | <input type="checkbox"/> Folk |
| <input type="checkbox"/> Dance | <input type="checkbox"/> Classical |
| <input type="checkbox"/> Jazz | <input type="checkbox"/> Funk |
| <input type="checkbox"/> Country | <input type="checkbox"/> Indie rock |



If you are not interested in creating an adoption video, please skip this section.

Video clips

Please upload 5-15 video clips to Dropbox to use throughout your adoption video.

WHAT TYPE OF VIDEOS SHOULD YOU UPLOAD?

The best videos are short clips of you enjoying the hobbies and interests you typically engage in. These videos don't need to be anything fancy, they can be saved from your cell phone!



Expectant parents frequently connect with adoptive parents by hearing your voice(s). Please include some video clips where your voices can be heard, especially interacting and talking to each other.

NOTE ABOUT SOUND

Video clips will not be muted in your adoption video for this reason.

VIDEO CLIP AND PHOTO IDEAS THAT YOU CAN INCLUDE

- ✓ Vacation/sightseeing videos aren't very interesting, unless they show you engaged in a fun activity together (*i.e. together on a ride at a theme park to show your fun and adventurous side!*)
- ✓ Videos showing family traditions that include members of your extended family, such as future cousins and grandparents
- ✓ Videos in your home, yard or neighborhood
- ✓ Videos that show you smiling and laughing!
- ✓ Video of you with your child or children (*if applicable*)
- ✓ Video playing outside, in the park, or in the snow
- ✓ Video of you playing with your pets (*if applicable*)
- ✓ Video at a concert, ballgame or other activity
- ✓ Share a range of seasons and activities
- ✓ If you're looking for video clip ideas, look at your list of "fun facts" and see if you have any videos related to those!
- ⊘ It's not necessary to include videos of you speaking directly to the camera introducing yourselves! Sometimes those types of videos can feel forced or just don't share your true personality (*plus, it can feel super overwhelming and make you not want to do a video at all!*)
- ✓ **Additional Photos (optional)**
Please upload up to 10 additional photos to use throughout your adoption video

If you are not interested in creating an adoption video, please skip this section.

IT'S A WRAP

Finish Your Online Profile Intake Form

It's a wrap!

Please review your answers carefully before finishing your online profile intake form.



How to save + final steps

To save this file, click FILE > SAVE AS. Please type your last name in the box and click save.

Once you have completed, saved, and uploaded this form and your content to our shared Dropbox folder, please email adopt@ourchosenchild.com to let us know that your content is ready for us to review! We will review your content, photos, and online profile intake form and let you know if we have any questions or concerns. If not, we will get started on your online profile.

Creating your online profile

Once your content is approved, we will design your online profile and have it ready within 2 BUSINESS DAYS. You will have an opportunity to review your online profile and suggest any edits or changes you'd like us to make at that time.

Please email adopt@ourchosenchild.com with any questions or concerns!